



Tool sets with a 90 gears ratchet handle will improve work efficiency even if machines are made smaller or maintenance areas are narrow.

Ratchet handle series with 90 gears for easy operation and workability

BR390 series

BR390 / BR390L / BR390F / BR390FL



3/8"sq. RATCHET HANDLE
BR390



Tool sets included 3/8"sq. ratchet handle "BR390"



For a list of tool sets



Tool set (chest type) [66 pcs]
No. SK3661E



Tool set (split-open metal case type) [56 pcs]
No. SK3562WZR



3/8"sq. Socket wrench set (hexagonal) [12 pcs]
No. TB312A

KTC KYOTO TOOL CO., LTD.

128 Sayama-Shinkaichi, Kumiyama Kuse-gun, Kyoto 613-0034, Japan

Official site: en.ktc.jp

- All sizes on this leaflet are indicated as millimeter unless mentioned.
- There might be size differences between those mentioned on this leaflet and the actual products for the product tolerance.
- Product design might be changed for the improvement without the notifications.



The best friend for your hands! BR390 series comes in a wide variety of versions.

3/8"sq. ratchet handle series is easier to use with 90 gears.

4 ratchet handles (standard, long, flex, flex long) allow access to areas where it was previously difficult to secure a swing range, and the operability of the 4° feed angle improves work efficiency.

Easy to transmit force, switch.



Changed the lever part to sharpned. The force from your fingertips is more easily transmitted, making it easier to switch left and right.

Union mechanism that securely holds the socket.



Prevents the socket from accidentally coming off the ratchet, making it easy to operate even when wearing gloves.

The 4° feed angle enables work in tight spaces where it is difficult to ensure a sufficient swing width.

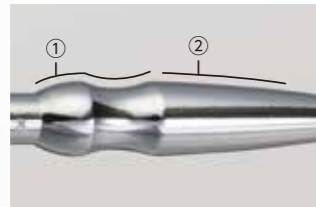
BR390

Prevents ratchet from falling out.



The rounded tip of the handle prevents your fingers from getting hurt and prevents the ratchet from falling out.

Unique shape for easy grip and apply force.



- ① The shape allows your fingers to hang firmly on the handle, making it easy to apply force.
- ② Easy grip with shape thinner towards the tip.

3/8"sq. RATCHET HANDLE



No.	Feed angle	B	T	L	Weight (g)	☑
BR390	4°	33	13,7	180	275	1

- 90 gears for smooth operation and improved work efficiency.
- The 4° feed angle makes it possible to work in tight spaces where it is difficult to ensure a sufficient swing width.
- Lightweight and reliable idling torque.
- Lever shape allows for easy transmission of force and switching.
- 7-stage claw that distributes the force applied to the claw.
- Repair kit (BR390-K) is available.



•Be sure to operate the left and right switching levers properly, as this may cause damage or slippage.

3/8"sq. RATCHET HANDLE (LONG)



No.	Feed angle	B	T	L	Weight (g)	☑
BR390L	4°	33	13,7	275	350	1

- 90 gears for smooth operation and improved work efficiency.
- The 4° feed angle makes it possible to work in tight spaces where it is difficult to ensure a sufficient swing width.
- Lightweight and reliable idling torque.
- Lever shape allows for easy transmission of force and switching.
- 7-stage claw that distributes the force applied to the claw.
- Repair kit (BR390-K) is available.



•Be sure to operate the left and right switching levers properly, as this may cause damage or slippage.

3/8"sq. RATCHET HANDLE (FLEX)



No.	Feed angle	B	T	L	Weight (g)	☑
BR390F	4°	33	13,7	180	295	1

- 90 gears for smooth operation and improved work efficiency.
- The 4° feed angle makes it possible to work in tight spaces where it is difficult to ensure a sufficient swing width.
- Lightweight and reliable idling torque.
- Lever shape allows for easy transmission of force and switching.
- 7-stage claw that distributes the force applied to the claw.
- Repair kit (BR390-K) is available.



•If too much force is applied to the flexible section, or operation will become unstable.
•Be sure to operate the left and right switching levers properly, as this may cause damage or slippage.

3/8"sq. RATCHET HANDLE (FLEX HEAD LONG)



No.	Feed angle	B	T	L	Weight (g)	☑
BR390FL	4°	33	13,7	275	370	1

- 90 gears for smooth operation and improved work efficiency.
- The 4° feed angle makes it possible to work in tight spaces where it is difficult to ensure a sufficient swing width.
- Lightweight and reliable idling torque.
- Lever shape allows for easy transmission of force and switching.
- 7-stage claw that distributes the force applied to the claw.
- Repair kit (BR390-K) is available.



•If too much force is applied to the flexible section, or operation will become unstable.
•Be sure to operate the left and right switching levers properly, as this may cause damage or slippage.



The 180° swivel mechanism allows it to be used in complex locations.

Flexible head for easy access without interfering with components.

BR390F



Long handle and flexible head for easier access to deeper areas.

BR390FL



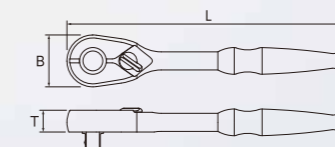
Long handle allows to work in remote areas with a small stroke.

BR390L

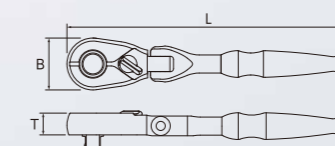


Well-balanced and easy to use, even with the long handle.

BR390 / BR390L



BR390F / BR390FL



REPAIR KIT FOR 3/8"sq. RATCHET HANDLE

No.	Drive size	Contents	Weight (g)
BR390-K	9.5sq.	Drive gear, claw, pin x 2, spring x 2, lever, lid, countersunk screw x 2	67

•Application: BR390, BR390L, BR390F, BR390FL