



SKR703C
(3 SHELVES, 3 DRAWAERS, SHUTTER TYPE)



SKR603C
(3 SHELVES, 2 DRAWAERS, OPEN TYPE)



SKR502C (2 SHELVES, OPEN TYPE)



SKR402C (2 SHELVES, 2 DRAWAERS)



SKR703C



SKR603C



SKR502C



SKR402C



EKW-1105SBK

A solid silver and black design
with attention to detail.

OPTION FOR TOOL STATION



SCREW DRIVER STAND

No.
SKR-51

*Cannot be used in conjunction
with a punching board.



SPRAY CAN HOLDER

No.
SKR-53

*Cannot be used in conjunction
with a punching board.

*The tools and spray cans in the photos are storage examples
and are not included as a set.



T-SHAPED WRENCH HOLDERⅡ

No.
SKR-52G

Set of 2.
*Cannot be used in conjunction
with a punching board.



SIDE PUNCHING BOARD

No.
SKR-54S

Hole diameter ϕ 3mm
Application: SKR502C, SKR603C
Accessories: Hooks A, B, C (4 each).
*Cannot be used with SKR703C/SKR402C.

Optional parts hook set for side punching board

Description	No.	Qty	Shape	Application Examples
Hook A Set	SKR-54-A	10		Sockets (small size) etc.
Hook B Set	SKR-54-B	10		Ratchet handle, box wrench (small size), etc.
Hook C Set	SKR-54-C	10		Open end wrench, combination wrench (small size), etc.
Hook D Set	SKR-54-D	10		Box wrench (large size), hammer, pliers, driver, etc.

Description	No.	Qty	Shape	Application Examples
Hook E Set	SKR-54-E	10		Sockets (large size) etc.
Hook J Set	SKR-54-J	10		Handles of pliers, anti-rotation devices for screw drivers, etc.
Hook K Set	SKR-54-K	10		Deep sockets, etc.

Hook bolt (M3 x pitch 0.5, shaft diameter ϕ 5 mm)

KTC KYOTO TOOL CO., LTD.

128 Sayama-Shinkaichi, Kumiyaama Kuse-gun, Kyoto 613-0034, Japan

Official site: en.ktc.jp

- All sizes on this leaflet are indicated as millimeter unless mentioned.
- There might be size differences between those mentioned on this leaflet and the actual products for the product tolerance.
- Product design might be changed for the improvement without the notifications.



TOOL STATION SERIES ROLLER CABINET

Improve workability with a focus on ease of use! SKR/EKW-1105 now available in new colors.



TOOL STATION

SKRseries

SKR703C / SKR603C / SKR502C / SKR402C

ROLLER CABINET (5 SHELVES, 5 DRAWERS WITH DEEP TOP)

EKW-1105SBK

Pursuing ease of use and improving workability! New colors are available to choose according to your work environment.

TOOL STATION SERIES / ROLLER CABINET

A high-grade model with a shutter that is ideal for protecting and managing stored items.
SKR703C

Standard model with 3 shelves tray for improving storage capacity.
SKR603C

Basic model with all the necessary functions for easy-to-use.
SKR502C

Low model with 770mm height, ideal for using next to work table.
SKR402C

Roller cabinet with deep drawers that combines safety design and comprehensive functionality.
EKW-1105SBK



Comes with a lock to prevent theft.



TOOL STATION (3 SHELVES, 3 DRAWAERS, SHUTTER TYPE)

No.	Weight (kg)	🔒
SKR703C	39	1
Body size	W670×D420×H900	
Tray size	w478×d360×h45×3 Adjustable type (load capacity : 10kg)	
Top mat×1	Partition plate×8 Dial lock×1	

- High-grade model that is ideal for managing stored items with shutter and lock.
- Load capacity of tabletop : 140 kg.



TOOL STATION (3 SHELVES, 2 DRAWAERS, OPEN TYPE)

No.	Weight (kg)	🔒
SKR603C	31	1
Body size	W670×D420×H900	
Tray size	w510×d360×h45×2 Adjustable type (load capacity : 10kg) w535×d360×h45×1 Fixed type (load capacity : 15kg)	
Top mat×1	Partition plate×8	

- Standard model with easy-to-identify front and back, making effective use of the space inside the cabinet.
- Load capacity of tabletop : 140 kg.



TOOL STATION (2 SHELVES, OPEN TYPE)

No.	Weight (kg)	🔒
SKR502C	26	1
Body size	W670×D420×H900	
Tray size	w510×d360×h45×2 Adjustable type (load capacity : 10kg) w535×d360×h45×1 Fixed type (load capacity : 15kg)	
Top mat×1	Partition plate×8	

- Basic model that incorporates the minimum necessary functions.
- Load capacity of tabletop : 140 kg.



TOOL STATION (2 SHELVES, 2 DRAWAERS, OPEN TYPE)

No.	Weight (kg)	🔒
SKR402C	27	1
Body size	W670×D420×H770	
Tray size	w510×d360×h45×2 Adjustable type (load capacity : 10kg)	
Top mat×1	Partition plate×8	

- Low model (770mm high) makes it easier to work at lower positions.
- Load capacity of tabletop : 140 kg.



ROLLER CABINET (5 SHELVES, 5 DRAWERS WITH DEEP TOP)

No.	Weight (kg)	🔒
EKW-1105SBK (Silver x Black)	74	1
Body size	W740×D470×H910 (Caster H180 included)	
Handle	Protrusion amount 85,Φ29	
Top section	Load capacity : 140kg	
Maximum load capacity	350kg (including product weight)	
w720×d460		
1st and 4th rows	: w600×d405×h105 load capacity : 20kg	
2nd and 3rd rows	: w600×d405×h45 load capacity : 15kg	
5th row	: w600×d405×h230 load capacity : 30kg	
Top mat×1	Drawer mat×7 Partition plate×4 Keys×2	

- The first drawer is deep, allowing frequently used parts and sockets to be stored upright.
- An all-drawer locking system is used, which means that when all drawers are closed and locked, all drawers are locked at the same time.

— Features of EKW-1105SBK —



Wide body
Wide body allows even long items to be stored sideways. Size is highly practical and prioritizes ease of use at the maintenance site.

Round shape
In addition to the frame, even the fine details of the drawers are bent to reduce the risk of cuts and other injuries.



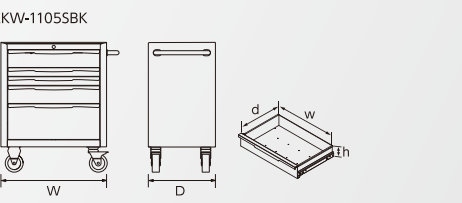
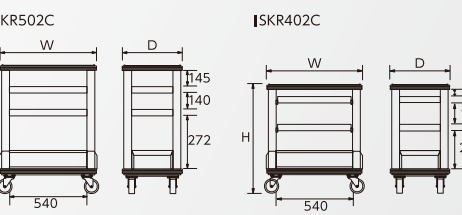
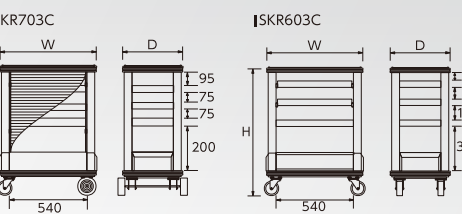
Inner frame
Flat side surfaces, a characteristic of EKW, are achieved by ensuring rigidity with an inner frame.

2 way lock & large wheels
Swivel casters feature a two-way locking mechanism that locks the rotation of the base at the same time as locking the rotation of the wheel.



Large handle
Considering workability and safety, adopted a large fixed handle that is easy to hold and prevents your hand from getting caught.

Ball bearing rail
Drawers use ball bearing slide rails for smooth opening and closing.



— Features of SKR series —

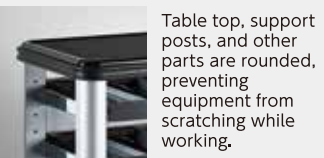


Table top, support posts, and other parts are rounded, preventing equipment from scratching while working.



Drawers and trays are painted with a coating that is resistant to solvents and chemicals.



Comes with side pockets (left and right) that are convenient for organizing spray cans, etc. They have moldings to prevent scratches when taking things in and out, and to prevent injuries caused by getting caught on things.



Removable tray allows to take tools to the work place and replace it to other removable tray.
*The tray can only be pulled out from the front.



Wide opening and low front panel make it easy to take out large or heavy items.



4 swivel casters move smoothly to all directions and have stoppers for safe work.
*SKR703C has 2 fixed casters and 2 swivel casters.



There are holes on the inside of the pillars for installing options.