

HEADLIGHT LENS REPLACEMENT TOOL SET



Speedy disassembling & assembling without damaging the lens and housing!

Replacing the headlamp lens can be done reliably even by one person.
Reduces the risk of headlamp damage and saves time.

Disassembly of headlight lens

The remover and wedge pull apart headlight lens and housing, and secure a work space.



The remover is easy to insert the space between headlight and housing, and does not slip when it pulled apart. The wedge keep the space between headlight and housing.

Assembly of headlight lens

Easy to insert gasket into the housing with the spatula.



Gasket can be inserted into the housing smoothly with the silicon spatula.

HEADLIGHT LENS REPLACEMENT TOOL SET

No.ATP6015	▼g 850	□10	MSRP ¥ 16,200
HEADLIGHT LENS REMOVAL PLIER		AP601	
HEADLIGHT LENS WEDGE		AP602	
HEADLIGHT LENS GASKET MOUNTING SPATULA		AP603	
Case			

Purpose Replacement of automobile headlamp lenses.
(only for the vehicles specified by car manufacturers can be replaced)

Features ·Reduce working time to replace (disassemble/assemble) headlight lenses.

[HEADLIGHT LENS REMOVAL PLIER]

·The tip opens when gripped, and the unique shape of the claw tip keeps the space without slipping.

[HEADLIGHT LENS WEDGE]

·Used as a wedge. With vertical and horizontal claws, it prevents re-gripping and secures the working space.

[HEADLIGHT LENS GASKET MOUNTING SPATULA]

·Gasket can be inserted into the housing smoothly with the silicon spatula.



Packaging (W293xD185xH75)




·Work should be performed by a person who is qualified by law and fully understands the information (maintenance instructions, etc.) provided by the automobile manufacturer.

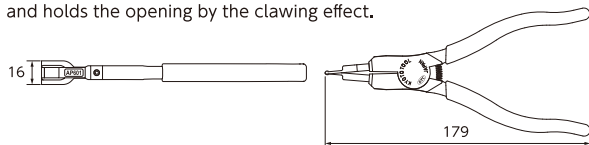
One set of dedicated tools necessary for headlamp lens replacement work

HEADLIGHT LENS REMOVAL PLIER

No.AP601



The tip of the claw has a straight shape that makes it easy to insert into a gap. The claw tip opens in three sections, and the claw does not slip and holds the opening by the clawing effect.



HEADLIGHT LENS REMOVAL PLIER CLAW

No.AP601-1



Spare Parts

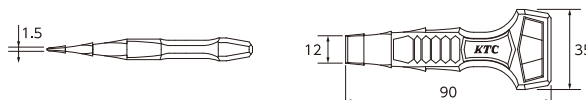
No.	品名	▼g	□	MSRP
AP601	Headlight lens removal plier	191	1	¥ 11,000
AP602	Headlight lens wedge	8	1	¥ 690
AP603	Headlight lens gasket mounting tool	8	1	¥ 1,690
AP601-1	Headlight lens removal plier claw	14	1	¥ 7,460

HEADLIGHT LENS WEDGE

No.AP602



The wedge is inserted between the lens and housing to prevent re-mating. The wedge is designed with a shape that is difficult to pull out, and it also has a hole to prevent it from falling off.



HEADLIGHT LENS GASKET MOUNTING SPATULA

No.AP603



Used when installing a new gasket on a housing. The use of peelable silicone on the tip prevents sticking and ensures smooth installation.



Easily removes stubborn dirt just by wiping!



SPLASH WIPER
No.YCW-100



No water or soap is required and can be used anywhere. Non-abrasive and non-scratchy. 100 sheets.

Ideal for use as work mats!



SCUFF PLATE COVER
No.AYC404



The outer surface is made of PVC to prevent slipping even in the rain, and the inner lining is made of SBR (synthetic rubber).

Size:650 x 450mm (excluding hook and loop fasteners)

KTC KYOTO TOOL CO., LTD.

128 Sayama-Shinkaichi, Kumiyama-cho Kuse-gun, Kyoto 613-0034, Japan

Official site: en.ktc.jp

- All sizes on this leaflet are indicated as millimeter unless mentioned.
- There might be size differences between those mentioned on this leaflet and the actual products but they are under our specification.
- Product design might be changed for the improvement without the notifications.

